



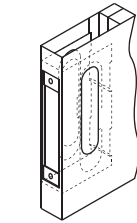
STEEL DOOR & FRAME SYSTEMS, INC.

Temperature Rise Doors 9000 Series

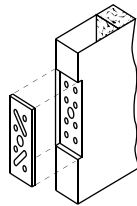
Standard Features

- ◆ 1-3/4" Temperature Rise Doors 250° or 450°
- ◆ 18 or 16 Gauge
Galvanized Steel
- ◆ Seamless Filled Edges
(Edge/Corner Seam Construction)
- ◆ Full Body Mineral Core
- ◆ Non- Handed Design
- ◆ 12-Gauge Closer Reinforcement
- ◆ 7-Gauge Hinge Reinforcement-
Standard / Heavy Duty
- ◆ 16-Gauge Flush Top Cap - Galvanized
- ◆ 16-Gauge Inverted Bottom Cap -
Galvanized
- ◆ Prime Painted Grey Two Part
Epoxy Factory Applied, Baked On
- ◆ Standard Lock Preparations
Include 161, Fed 86 Edge,
Panic Bar Reinforced
- ◆ WHI / ITS up to 3 hour,
Positive Pressure and
"S" Smoke included
- ◆ Meets or Exceeds Standards for
ANSI 250.4 and ANSI 250.8

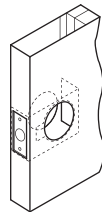
Typical Hardware Preparations



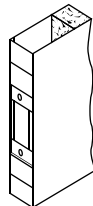
ANSI / SDI A115.1
"MB" (MORTISE)



NON-HANDED
HINGE

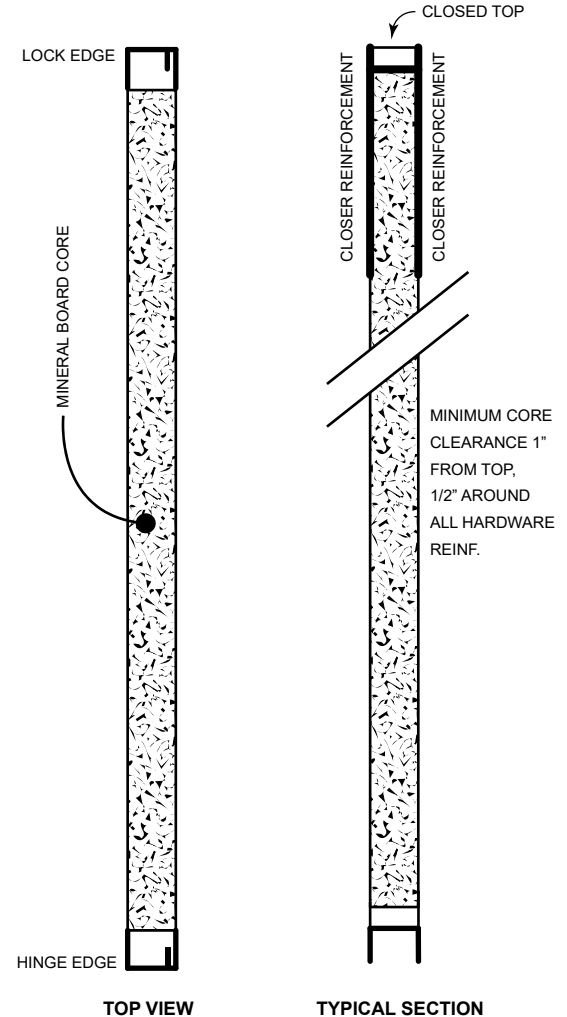


ANSI / SDI A115.2
"C" (BORED)

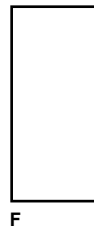


UNIVERSAL STRIKE
A115.1 "U"

Sections




3 HOUR LABEL STYLES

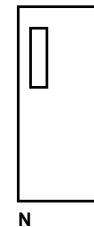


F

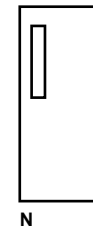
1-1/2" HOUR LABEL STYLES



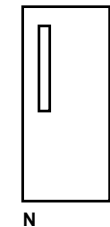
V
10 x 10



N
5 x 20



N
4 x 25



N
3 x 33



DKS Steel Door & Frame Systems, Inc.

2142 Tubeway Avenue, Commerce, CA 90040 ♦ Tel: (323) 888-7763 ♦ Fax: (323) 888-0063 ♦ Email: sales@dksdoors.com ♦ Website: www.dksdoors.com