



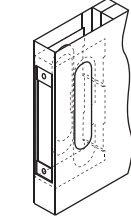
STEEL DOOR & FRAME SYSTEMS, INC.

## 16-Gauge Standard Doors 1600 Series

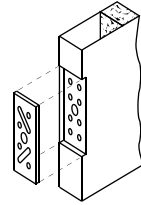
### Standard Features

- ◆ 16-Gauge Galvanized Steel
- ◆ Seamless Filled Edges (Edge/Corner Seam Construction)
- ◆ Full Body Polystyrene Core
- ◆ Non- Handed Design
- ◆ 12-Gauge Closer Reinforcement
- ◆ 7-Gauge Hinge Reinforcement- Reversible
- ◆ 16-Gauge Flush Top Cap - Galvanized Standard / Heavy Duty
- ◆ 16-Gauge Inverted Bottom Cap - Galvanized
- ◆ Prime Painted Grey Two Part Epoxy Factory Applied, Baked On
- ◆ Standard Lock Preparations Include 161, Fed 86 Edge, Panic Bar Reinforced
- ◆ WHI / ITS up to 3 hour, Positive Pressure and "S" Smoke included
- ◆ Meets or Exceeds Standards for ANSI 250.4 and ANSI 250.8

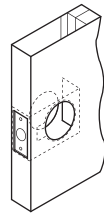
### Typical Hardware Preparations



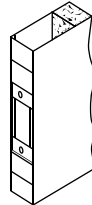
ANSI / SDI A115.1  
"MB" (MORTISE)



NON-HANDED  
HINGE

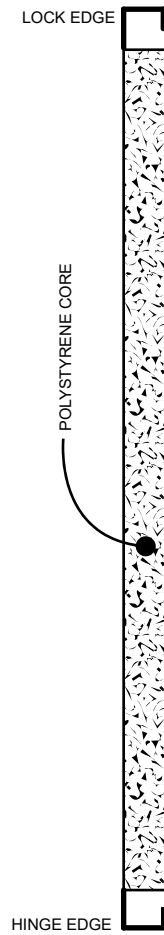


ANSI / SDI A115.2  
"C" (BORED)

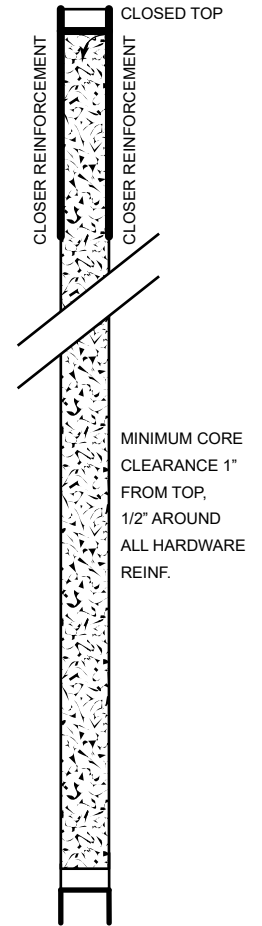


UNIVERSAL STRIKE  
A115.1 "U"

### Sections



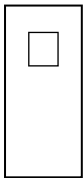
TOP VIEW



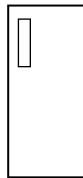
TYPICAL SECTION



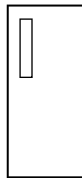
F



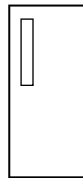
V  
10 x 10



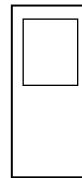
N  
5 x 20



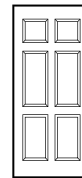
N  
4 x 25



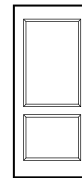
N  
3 x 33



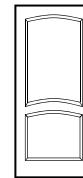
HG



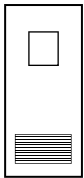
1700



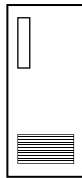
1900



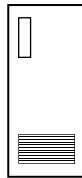
1900



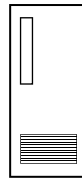
VLI



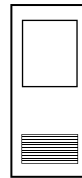
N5LI



N4LI



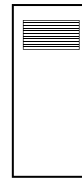
N3LI



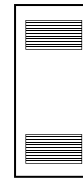
GLI



LI



TLI



L2



**DKS** Steel Door & Frame Systems, Inc.

2142 Tubeway Avenue, Commerce, CA 90040 ♦ Tel: (323) 888-7763 ♦ Fax: (323) 888-0063 ♦ Email: sales@dksdoors.com ♦ Website: www.dksdoors.com