



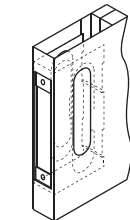
STEEL DOOR & FRAME SYSTEMS, INC.

Seamed Edge Doors 1000 Series

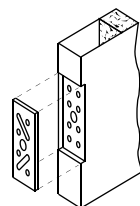
Standard Features

- ◆ 16 and 18 Gauge Doors
- ◆ Cold Rolled or Galvanized Steel
- ◆ Tight Corner Seam
(Edge/Corner Seam Construction)
- ◆ Full Body Polystyrene Core or Honeycomb Core
- ◆ Non-Handed Design
- ◆ 12-Gauge Closer Reinforcement
- ◆ 7-Gauge Hinge Reinforcement- Reversible
- ◆ 16-Gauge Flush Top Cap - Galvanized Standard / Heavy Duty
- ◆ 16-Gauge Inverted Bottom Cap - Galvanized
- ◆ Prime Painted Grey Two Part Epoxy Factory Applied, Baked On
- ◆ Standard Lock Preparations Include 161, Fed 86 Edge, Panic Bar Reinforced
- ◆ WHI / ITS up to 3 hour, Positive Pressure and "S" Smoke included
- ◆ Meets or Exceeds Standards for ANSI 250.4 and ANSI 250.8

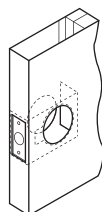
Typical Hardware Preparations



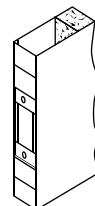
ANSI / SDI A115.1
"MB" (MORTISE)



NON-HANDED
HINGE

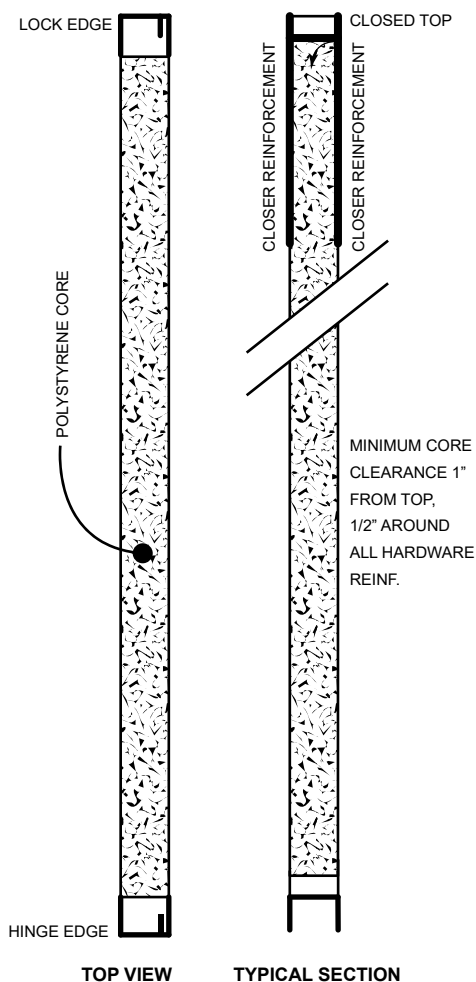


ANSI / SDI A115.2
"C" (BORED)

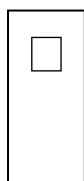


UNIVERSAL STRIKE
A115.1 "U"

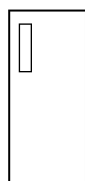
Sections



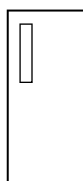
F



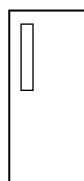
V
10 x 10



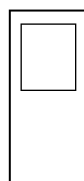
N
5 x 20



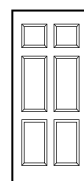
N
4 x 25



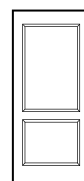
N
3 x 33



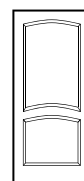
HG



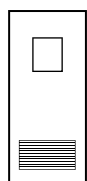
1700



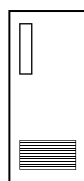
1900



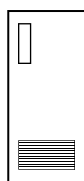
1900



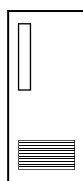
VLI



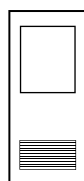
N5LI




N4LI



N3LI



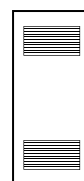
GLI



LI



TLI



L2



DKS Steel Door & Frame Systems, Inc.

2142 Tubeway Avenue, Commerce, CA 90040 ♦ Tel: (323) 888-7763 ♦ Fax: (323) 888-0063 ♦ Email: sales@dksdoors.com ♦ Website: www.dksdoors.com