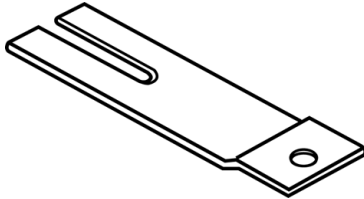




DKS ACCESSORIES

| ILLUSTRATION | ITEM# | DESCRIPTION | MASTER QTY |
|--------------|-------|-------------|------------|
|--------------|-------|-------------|------------|

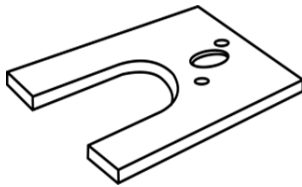
HARDWARE REINFORCEMENT



ASATAB-7

4 7/8" Strike Reinforcement,
Split Tail
Dimensions: 1" x 2 1/2" Tab
3/32" Offset
12-24 Tap
Thickness: 11 Ga.
Finish: USP

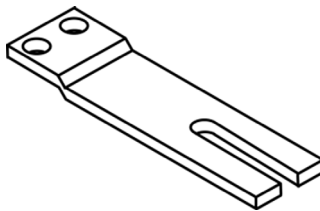
750



EDG-9

Exit Device Guide
Dimensions: 1 3/8" x 2"
2 Holes 8-32 Tap
Thickness: 10 Ga.
Finish: Mill Finish

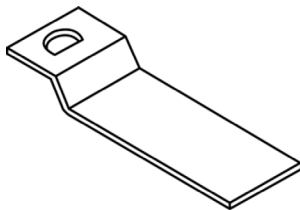
200



FBTAB-6

Flush Bolt Tabs, Split Tail
Dimensions: 1" x 2 1/2"
3/32" Offset
8-32 Tap
1/2" C/L for 1" Body
Thickness: 11 Ga.
Finish: USP

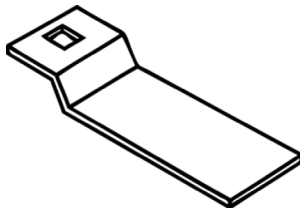
750



FBGID-4

Flush Bolt Guide
5/16" Offset
1/2" D-Hole
For Door Top & Bottom
Thickness: 12 Ga.
Finish: USP

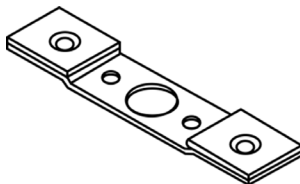
200



FBGIS-3

Flush Bolt Guide
5/16" Offset
1/2" Square-Hole
For Door Top & Bottom
Thickness: 12 Ga.
Finish: Mill Finish

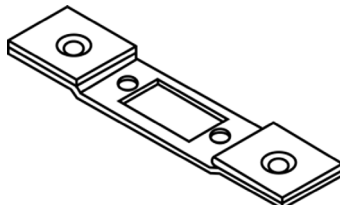
200



MLCYL-3

Conversion Assembly
Mortise Lock to Cylindrical Lock
Dimensions: 1 1/4" x 8"
3/8" Off Center
Face Plate: 1 1/8" x 2 1/4"
Thickness: 12 Ga.
Finish: Dichromate Plating

100



MLASA-4

Conversion Assembly
Mortise Lock to 4 7/8" Strike
Dimensions: 1 1/4" x 8"
3/8" Off Center
Face Plate: 1 1/8" x 2 1/4"
Thickness: 12 Ga.
Finish: Dichromate Plating

100



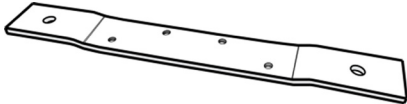

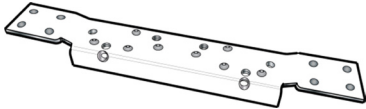


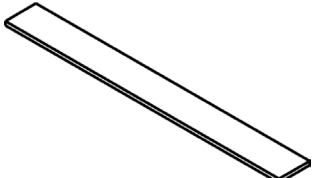


DKS ACCESSORIES

| ILLUSTRATION | ITEM# | DESCRIPTION | MASTER QTY |
|--------------|-------------|---|------------|
| | CFP-34 | 86 to ASA Conversion Filler Plate Converts 86 edge to ASA strike Finish: Mill Finish | 150 |
| | DBCONV-2 | Dead Lock Reinforcement Plate for 1 3/4" Doors Dimensions: 2 3/16" x 1 3/8" x 1 9/16" Thickness: 14 Ga. Finish: Mill Finish | 100 |
| | DBLAT-1 | Cylindrical Lock – Dead Lock, Split Tail Dimensions: 1 1/4" x 4 1/2" 3/32" Offset 1" Hole 8-32 Tap Thickness: 12 Ga. Finish: USP | 300 |
| | FLUSHSTRK-2 | Reversible Flush Bolt Strike with Backing Plate Dimensions: 1 1/8" x 3 3/4" 3/32" Offset 8-32 Tap Thickness: 16 Ga. Finish: Dichromate Plating | 200 |
| | TSTRK-2 | 2 3/4" Strike Reinforcement (for frame and door) Dimensions: 1" x 2 1/2" 7/8" x 1 1/4" Hole 8-32 Tap Thickness: 12 Ga. Finish: Dichromate Plating | 200 |
| | FRHR-1 | 4 1/2" Frame Hinge Reinforcement Use: 4 1/2" hinges Dimensions: 3/16" x 1 1/4" x 8" Thickness: 10 Ga. | 250 |
| | DHRF-825 | 4 1/2" Door Hinge Reinforcement, Split Tail Use: 4 1/2" hinges Dimensions: 3/16" x 1 1/4" x 8" Thickness: 10 Ga. | 250 |
| | GTAB-13 | EPT Reinforcement Plate Dimensions: 2" x 1 1/8" Split Tail 3/16" Offset, 3mm thick 10-24 Thread Finish: USP | 500 |

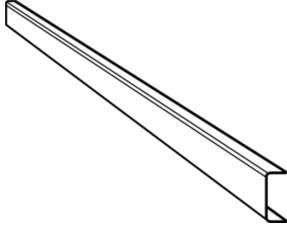
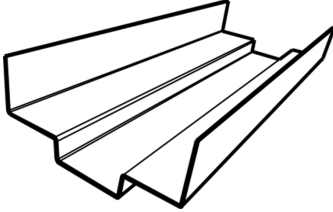
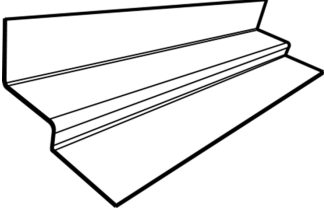
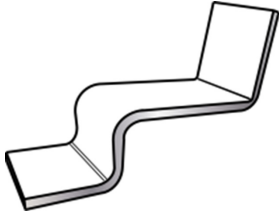
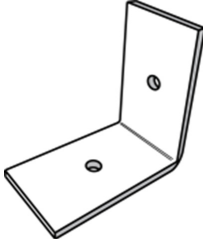
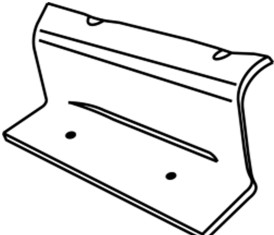


DKS ACCESSORIES

| ILLUSTRATION | ITEM# | DESCRIPTION | MASTER QTY |
|---|---------------------------------|---|------------|
|  | HSADJ-516 | Slotted Screws for non-handed adjustment on hinge reinforcement Size: 12-24 thread Length: 5/16" Qty: 1 pc | 1000 |
|  | HR-U | Universal Hinge Reinforcement for both doors and frames Use: 4 1/2" hinges Dimensions: 1 1/4" x 8 3/4" Thickness: 10 Ga. Finish: Mill Finish | 80 |
|  | HR-HD50 | Heavy Duty Hinge Reinforcement Use: 5" hinges Dimensions: 1 1/4" x 10" Thickness: 7 Ga. Finish: Mill Finish | 25 |
|  | HR-HD45 | Heavy Duty Hinge Reinforcement Use: 4 1/2" hinges Dimensions: 1 1/4" x 10" Thickness: 7 Ga. Finish: Mill Finish | 200 |
|  | DHR-29 | Convertible Hi-Frequency Door Hinge Reinforcement to be used for both doors and frames Use: 4 1/2" hinges Dimensions: 1 1/4" x 8 3/4" Thickness: 10 Ga. Finish: Mill Finish | 80 |
|  | CBRKT-26 | Corner Bracket Frames Finish: Mill Finish | 250 |
|  | C-BRKT (Left) C-BRKR (Right) | Handed Corner Bracket / Frame For LH or RH Finish: Mill Finish | 200 |
|  | CRO1 | Closer Reinforcement Dimensions: 1 3/4" x 14" Thickness: 12 Ga. Finish: Mill Finish | 50 |

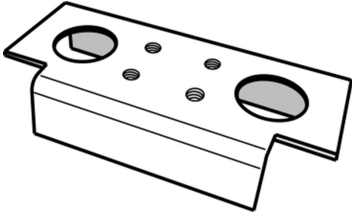



DKS ACCESSORIES

| ILLUSTRATION | ITEM# | DESCRIPTION | MARTER QTY |
|---|----------|---|------------|
|  | DC-8 | C Channel Door / Framing channel for reinforcing steel doors in listed glass frame Sold in lengths of 8' and can be cut to size Dimensions: 1 3/4" x 3/4" x 3/4" x 8' Thickness: 0.053 in. (16 gauge) | 10 |
|  | CRFP-30 | Full Profile Closer Reinforcement 14" Long for 5 3/4" frame depth Finish: Mill Finish | 20 |
|  | CRHP-31 | Half Profile Closer Reinforcement for unequal rabbet 14" long Finish: Mill Finish | 20 |
|  | RCLIP-32 | Reinforcing Clip High frequency clip Finish: Finish | 100 |
|  | MCLIP-33 | Mounting Clip for transom panel Finish: Mill Finish | 200 |
|  | M-BRKT | Mullion Bracket Finish: Mill Finish | 500 |



DKS ACCESSORIES

| ILLUSTRATION | ITEM# | DESCRIPTION | MASTER QTY |
|---|-----------------------------------|--|------------|
|  | FBDG-LR | Flush Bolt Door Guide (Reversible) 4 x 8-32 Thread Finish: USP | 150 |
|  | FBDG-LH (Left) FBDG-RH (Right) | Handed Flush Bolt Door Guide 4 x 8-32 Thread Finish: Mill Finish (Left) USP (Right) | 100 |