



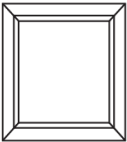
# LITE KITS ...

**IN STOCK FOR IMMEDIATE SHIPPING**

**OTHER FINISHES AVAILABLE WITH FACTORY LEAD TIME**



Intertek



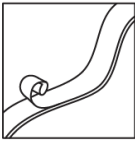
FRAME

+




GLASS

+



GLAZING TAPE

=



1 KIT

See page LL7 - LL9 for list of custom sizes, page II for packaging & handling.

Glazing Tape: Standard 1/16" x 3/8" applied to both sides of glass.

Frame Finish: Standard Bronze and Prime Coat (in selected sizes only)

Other finishes, see color chart on page 15 of the catalog page.

## In stock SVL KITS, VISION LITE LOW PROFILE

ITEM NO	SIZE (DOOR CUTOUT) Width x Height	GLASS SIZES	GLASS TYPES		
			Tempered (TEMP) (1/4")	PROTECT3 Wired Glass (WS) (1/4")	Pyran® Platinum F (PPF) (3/16")
*SVL535 + (glass type)	5" x 35"	4" x 34"	SVL535TEMPKIT	SVL535WSKIT	SVL535PPFKIT
SVL626 + (glass type)	6" x 26"	5" x 25"	---	---	T
*SVL627 + (glass type)	6" x 27"	5" x 26"	SVL627TEMPKIT	SVL627WSKIT	SVL627PPFKIT
SVL672 + (glass type)	6" x 72"	5" x 71"	---	---	SVL672PPFKIT
*SVL722 + (glass type)	7" x 22"	6" x 21"	SVL722TEMPKIT	SVL722WSKIT	SVL722PPFKIT
SVL818 + (glass type)	8" x 18"	7" x 17"	---	---	---
SVL830 + (glass type)	8" x 30"	7" x 29"	---	---	---
*SVL832 + (glass type)	8" x 32"	7" x 31"	SVL832TEMPKIT	SVL832WSKIT	---
SVL836 + (glass type)	8" x 36"	7" x 35"	SVL836TEMPKIT	SVL836WSKIT	---
*SVL1212 + (glass type)	12" x 12"	11" x 11"	SVL1212TEMPKIT	SVL1212WSKIT	SVL1212PPFKIT
*SVL2424 + (glass type)	24" x 24"	23" x 23"	SVL2424TEMPKIT	SVL2424WSKIT	---
*SVL2430 + (glass type)	24" x 30"	23" x 29"	SVL2430TEMPKIT	SVL2430WSKIT	SVL2430PPFKIT
*SVL2432 + (glass type)	24" x 32"	23" x 31"	SVL2432TEMPKIT	SVL2432WSKIT	---
SVL2436 + (glass type)	24" x 36"	23" x 35"	SVL2436TEMPKIT	SVL2436WSKIT	---
*SVL2464 + (glass type)	24" x 64"	23" x 63"	SVL1212TEMPKIT	SVL2464WSKIT	---

**Shaded Items are Non-Fire Rated.** \*FRAME Available in Prime Coat finish.

See Lites & Louvers Intertek Certification for detailed information on Fire Ratings. Or visit: <http://www.cal-royal.com/pdf/litescertification.pdf>

**How to order:** SVL \_\_\_ (W) \_\_\_ (H) \_\_\_ WS / TEMP / PPF (glass type) **KIT**. Example: **SVL1212TEMPKIT**

\*Suffix "-PR" after part number when ordering. Example: To order SVL1212TEMPKIT in Prime Coat finish, use

**SVL1212TEMPKIT-PR**

## In stock VL KITS, VISION LITE STANDARD PROFILE

ITEM NO	SIZE (DOOR CUTOUT) Width x Height	GLASS SIZES	GLASS TYPES		
			Tempered (TEMP) (1/4")	PROTECT3 Wired Glass (WS) (1/4")	Pyran® Platinum F (PPF) (3/16")
VL535 + (glass type)	5" x 35"	4" x 34"	VL535TEMPKIT	VL535WSKIT	VL535PPFKIT
VL626 + (glass type)	6" x 26"	5" x 25"	---	---	VL626PPFKIT
*VL627 + (glass type)	6" x 27"	5" x 26"	VL627TEMPKIT	VL627WSKIT	VL627PPFKIT
VL672 + (glass type)	6" x 72"	5" x 71"	---	---	VL672PPFKIT
*VL722 + (glass type)	7" x 22"	6" x 21"	VL722TEMPKIT	VL722WSKIT	VL722PPFKIT
VL818 + (glass type)	8" x 18"	7" x 17"	---	VL818WSKIT	---
VL830 + (glass type)	8" x 30"	7" x 29"	---	VL830WSKIT	---
*VL832 + (glass type)	8" x 32"	7" x 31"	VL832TEMPKIT	VL832WSKIT	---
VL836 + (glass type)	8" x 36"	7" x 35"	VL836TEMPKIT	VL836WSKIT	---
*VL1212 + (glass type)	12" x 12"	11" x 11"	VL1212TEMPKIT	VL1212WSKIT	VL1212PPFKIT
*VL2424 + (glass type)	24" x 24"	23" x 23"	VL2424TEMPKIT	VL2424WSKIT	---
*VL2430 + (glass type)	24" x 30"	23" x 29"	VL2430TEMPKIT	VL2430WSKIT	VL2430PPFKIT
*VL2432 + (glass type)	24" x 32"	23" x 31"	VL2432TEMPKIT	VL2432WSKIT	---
VL2436 + (glass type)	24" x 36"	23" x 35"	VL2436TEMPKIT	VL2436WSKIT	---
*VL2464 + (glass type)	24" x 64"	23" x 63"	VL2464TEMPKIT	VL2464WSKIT	---

**Shaded Items are Non-Fire Rated.** \*FRAME Available in Prime Coat finish.

See Lites & Louvers Intertek Certification for detailed information on Fire Ratings. Or visit: <http://www.cal-royal.com/pdf/litescertification.pdf>

**How to order:** VL \_\_\_ (W) \_\_\_ (H) \_\_\_ WS / TEMP / PPF (glass type) **KIT**. Example: **VL1212TEMPKIT**

\*Suffix "-PR" after part number when ordering. Example: To order VL1212TEMPKIT in Prime Coat finish, use

**VL1212TEMPKIT-PR**



## VL & SVL SERIES

### STANDARD & CUSTOM SIZES PPF KIT

#### *Vision Lite, PYRAN® Platinum F Glass and Glazing Tape Combination*

- ◆ Kit includes: Frame + Glass + Glazing Tape
- ◆ 20-180 Minute Fire-Rated Steel Vision Lites for  $\frac{3}{16}$ " to  $\frac{1}{4}$ " Glass
- ◆ Impact Safety Rating: CPSC 16 CFR 1201 Cat. 1 & 11
- ◆ Glass Fire Rating: 20 minutes to 180 minutes
- ◆ Glass is UL labeled standard
- ◆ Light Transmission: 80% approx.
- ◆ Designed for use with 1  $\frac{3}{4}$ " doors only

**OTHER FINISHES  
AVAILABLE WITH  
FACTORY LEAD TIME**

#### **Custom Sizes Width: 5" to 36"**

#### **Custom Sizes Height: 4" to 84"**

ORDER FORMAT: (Series type - SVL or VL) (cut out width) (cut out height) PPF KIT; Example: **SVL 1832 PPF KIT**

- Size: Minimum size: 4" x 6", Maximum sheet size: 36" x 84"
- Material: 20 ga CRS beveled vision lite,  $\frac{7}{16}$ " Ceramic Glass
- Frame Finish: Mineral Bronze Powder Coat
- Other finishes, **see color chart on page 15 of the catalog page.**
- Glazing Tape: Standard  $\frac{1}{16}$ " x  $\frac{3}{8}$ " applied to both sides of glass
- Visible vision opening is 2" under order size.
- No returns accepted on custom size orders.
- Fire Rating varies depending on size of glass.
- For odd numbered dimension Cut Outs: Use next larger even size.
- For sizes more than the maximum width & height, call or email customer service.
- **See page II for packaging & handling charges.**

**Galvanneal Sheet for Exterior Applications; Prefix "G"; FRAME List x 1.2**

**\*FRAME available in stock in Prime Coat finish. Suffix "-PR" when ordering. Example: SVL1212PPFKIT-PR**



## VL & SVL SERIES

### STANDARD & CUSTOM SIZES TEMP KIT

#### *Vision Lite, Tempered Glass and Glazing Tape Combination*

- ◆ Kit includes: Frame + Glass + Glazing Tape
- ◆ Clear wire free glass recommended for Non-Fire Rated applications
- ◆ Glass Fire Rating: Non-Fire Rated
- ◆ Light Transmission: 86% approx.
- ◆ Designed for use with 1 3/4" doors only

**OTHER FINISHES  
AVAILABLE WITH  
FACTORY LEAD TIME**

**Custom Sizes Width: 5" to 36"**

**Custom Sizes Height: 4" to 84"**

ORDER FORMAT: (Series type - SVL or VL) (cut out width) (cut out height) TEMP KIT; Example: **SVL 1832 TEMP KIT**

- Size: Minimum size: 2" x 2", Maximum sheet size: 88" x 118"
- Material: 20 ga CRS beveled vision lite, 1/4" heat Tempered Glass
- Frame Finish: Mineral Bronze Powder Coat
- Other finishes, **see color chart on page 15 of the catalog page.**
- Glazing Tape: Standard 1/16" x 3/8" applied to both sides of glass
- Visible vision opening is 2" under order size.
- No returns accepted on custom size orders.
- For odd numbered dimension Cut Outs: Use next larger even size.
- For sizes more than the maximum width & height, call or email customer service.
- **See page II for packaging & handling charges.**

Galvanneal Sheet for Exterior Applications; Prefix "G"; FRAME List x 1.2

**\*FRAME available in stock in Prime Coat finish. Suffix "-PR" when ordering. Example: SVL1212TEMPKIT-PR**



## VL & SVL SERIES

### STANDARD & CUSTOM SIZES WS KIT

*Vision Lite, PROTECT3™ Wired Safety Glass,  
Fire Rated(WS) and Glazing Tape Combination*

- ◆ Kit includes: Frame + Glass + Glazing Tape
- ◆ 20-180 Minute Fire-Rated Steel Vision Lites for  $\frac{3}{16}$ " to  $\frac{1}{4}$ " Glass
- ◆ Impact Safety Rating: CPSC 16 CFR 1201 Cat. 1 & 11
- ◆ Glass Fire Rating: 20 minutes to 90 minutes
  
- ◆ Glass is UL labeled standard
- ◆ Light Transmission: 86% approx.
- ◆ Designed for use with 1  $\frac{3}{4}$ " doors only

**OTHER FINISHES  
AVAILABLE WITH  
FACTORY LEAD TIME**

**Custom Sizes Width: 5" to 36"**

**Custom Sizes Height: 4" to 84"**

ORDER FORMAT: (Series type - SVL or VL) (cut out width) (cut out height) WS KIT; Example: **SVL 1832 WS KIT**

- Size: Minimum size: 4" x 4", Maximum sheet size: 36" x 84"
- Material: 20 ga CRS beveled vision lite,  $\frac{1}{4}$ " Wired Glass with film
- Frame Finish: Mineral Bronze Powder Coat
- Other finishes, **see color chart on page 15 of the catalog page.**
- Glazing Tape: Standard  $\frac{1}{16}$ " x  $\frac{3}{8}$ " applied to both sides of glass
- Visible vision opening is 2" under order size.
- No returns accepted on custom size orders.
  
- For odd numbered dimension Cut Outs: Use next larger even size.
- For sizes more than the maximum width & height, call or email customer service.
- **See page II for packaging & handling charges.**

Galvanneal Sheet for Exterior Applications; Prefix "G"; FRAME List x 1.2

**\*FRAME available in stock in Prime Coat finish. Suffix "-PR" when ordering. Example: SVL1212WSKIT-PR**